



**Vincent L. Griffin**

**Vice President**

**Environmental and Energy Policy**

**Indiana Chamber of Commerce**

**317/264-6881**

**[vgriffin@indianachamber.com](mailto:vgriffin@indianachamber.com)**



# **2010 Legislative Review**

## **Timeline**

### **800 Pound Gorillas**

### **Environmental and Energy Issues**

### **Energy Status**



**January 5, 2010**  
**Legislative Session Began**

**March 14, 2010 (or before)**  
**Legislative Session Ends**

**808 Bills Introduced**  
**239 Bills Alive at Mid-Session**  
**Governor signed 115**



# **Deadlines**

**February 3, 2010**

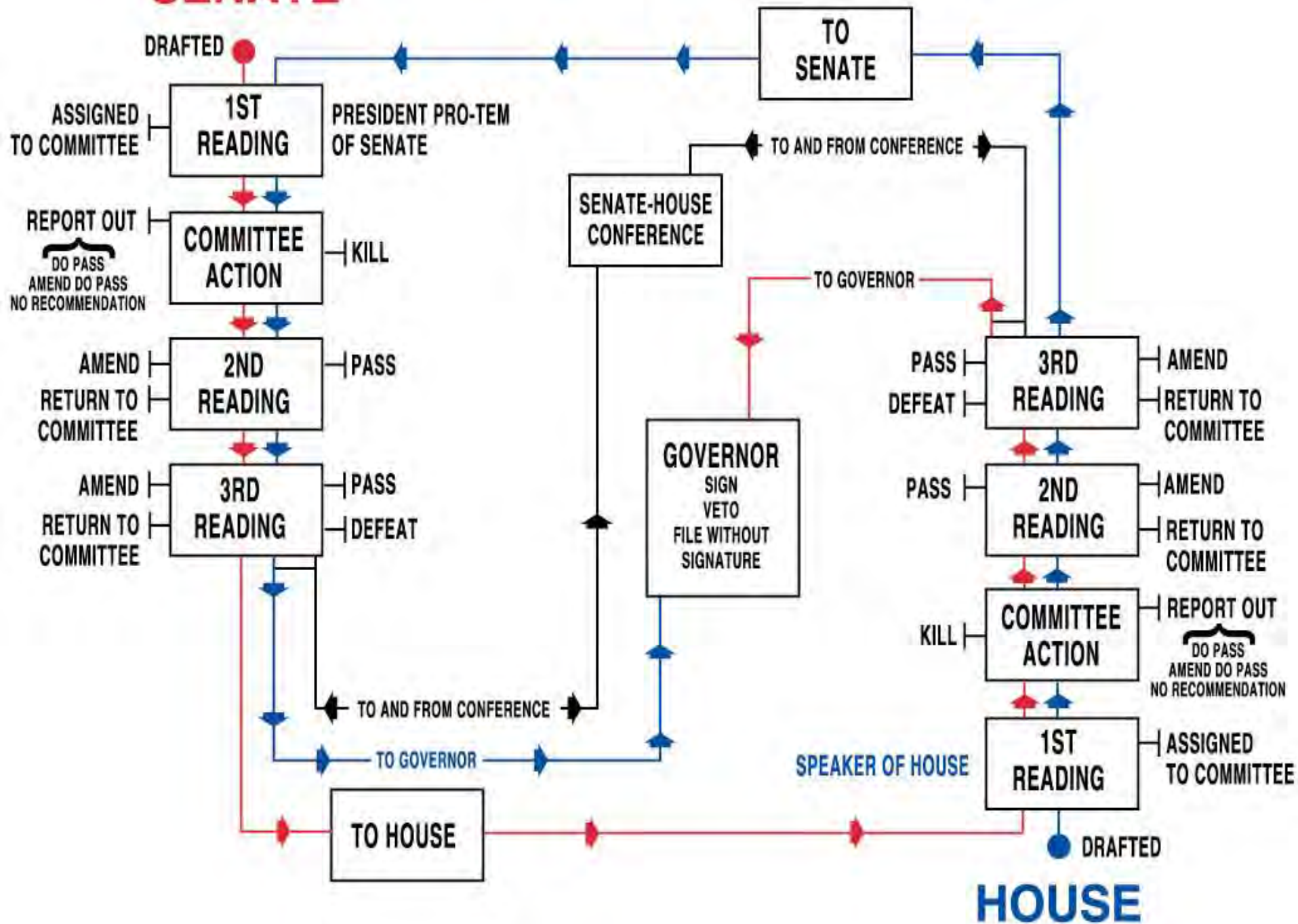
**First House Deadline**

**March 3, 2010**

**Second House Deadline**

**Conference Committees**

# SENATE





# **800 Pound Gorillas**

**☐ 2010 November Election**

**Census – redraw districts**

**☐ State Revenues**

**☐ 1, 2 and 3% Property Tax Caps**

**☐ Unemployment Trust Fund**

**☐ Local Government Reform**

**☐ Ethics Reform**



# Election 2010 Impact

---





## ***Declining State Revenues***

Q: How low can they go?

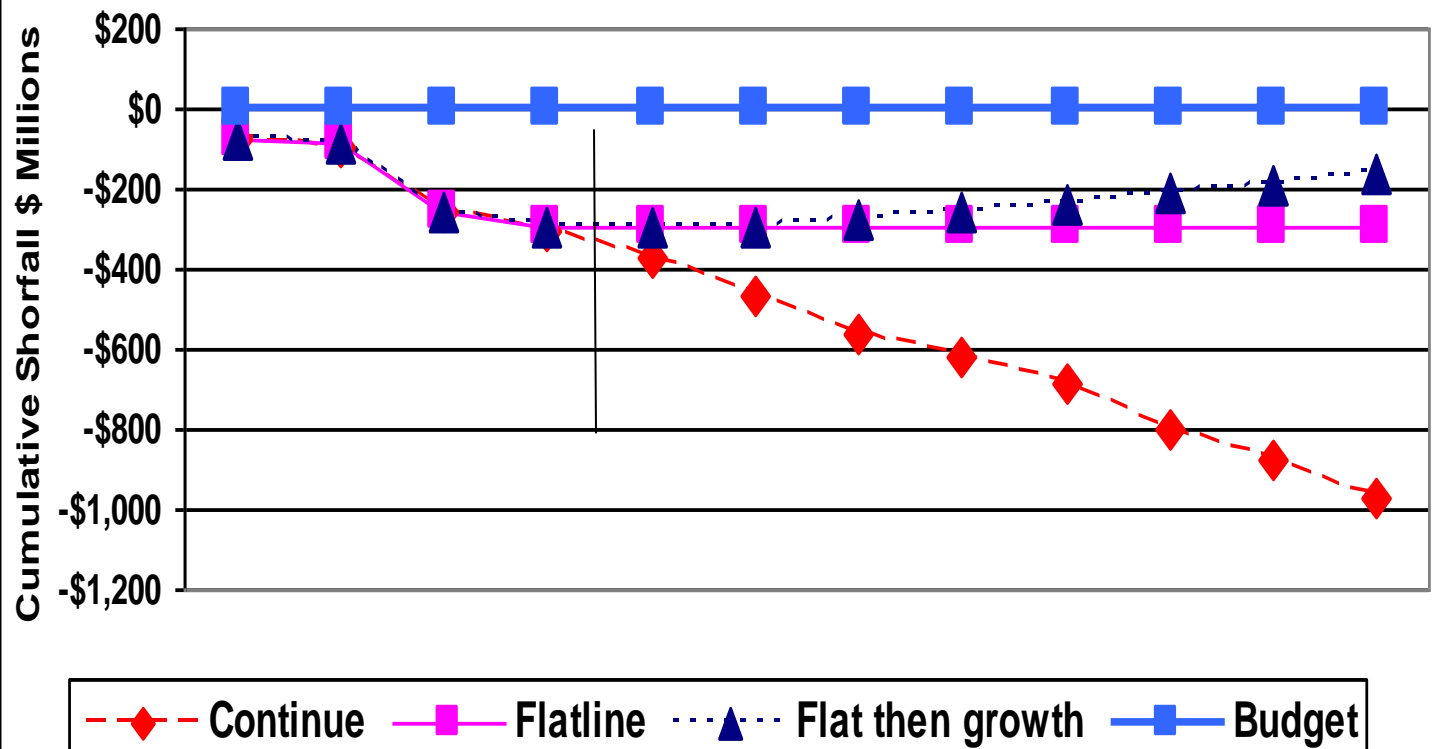
A: Nobody knows, but the answer will affect Statehouse activities and priorities.







# Indiana 2010 Budget Scenarios July '09 to June '10





## ***1-2-3% Property Tax Caps in the State Constitution***

### **SJR 1**

**Year 1 (2008): passed S 40-7 and H 79-20**

**Year 2 (2009): not voted on in House**

**Year 3 (2010): Passed**

**November 2010 election - referendum**



## ***Unemployment Trust Fund***

- ⑩ Ran out of money in November 2008; currently borrowing money from federal government.
- ⑩ \$1,500,000,000 borrowed from federal government by end of 2009.
- ⑩ SB 23 provided a one-year moratorium but...



The Indiana state flag is visible on the left side of the slide. It features a blue field with a yellow torch in the center, surrounded by yellow stars. The word "INDIANA" is written in yellow at the top. The bottom of the flag shows red and white stripes.

# Local Government Reform

---

- Reform Township Government - Referendum or Legislation?
- Numerous Options:
  - Anti-nepotism
  - Conflict of interest
  - Better reporting/transparency
- Next year??

The image shows a vertical strip of the Indiana state flag on the left side of the slide. It features a blue field with a yellow torch in the center, surrounded by yellow stars. The word "INDIANA" is written in yellow at the top. Below the torch are red and white stripes.

# **Ethics Reform**

## **Indiana Newspapers Crusade (26)**

**HB1001 - Lobbyists; campaign contributions. (Bauer)**

### **Conditions:**

- ☐ Legislators → One-year “time-out”**
- ☐ Executive Branch → One-year “time-out”**
- ☐ Reportable expense from \$100 to \$50**

The image shows a vertical strip of the Indiana state flag on the left side of the slide. It features a blue field with a yellow torch in the center, surrounded by yellow stars. The word "INDIANA" is written in yellow at the top. Below the torch are red and white stripes.

# Firearms in locked vehicles

**HB 1065** Prohibits an employer from restricting an employee from bringing a gun on the property so long as it is in a locked vehicle and out-of-sight.

## **Exemptions:**

- ☐ Schools
- ☐ Child care and shelter facilities
- ☐ Penal facilities
- ☐ Homeland Security Chemical Facilities
- ☐ “ on property owned by a public utility that generates and transmits electric power or a department of public utilities”



A vertical graphic on the left side of the slide featuring the Indiana state flag. It includes a torch, a banner with the word "INDIANA", and stars.

# 2010 Legislative Env./Ag/NR Issues

- ☐ HB1063 Energy efficient buildings. (Pierce, Gard, Tallian) *DIED*
- ☐ HB1099 Standards for livestock and poultry care. (Goodin, Steele, Deig, Head) *PASSED*
- ☐ HB1161 Confined feeding operation setbacks. (Pflum) *Defeated 40-57*
- ☐ HB1232 Removal of logjams in floodways. (Dermody) *PASSED*
- ☐ HB1355 Recycled newsprint fee and promotion fund. (Wolkins) *Withdrawn*

A vertical graphic of the Indiana state flag is positioned on the left side of the slide. It features a blue field with a yellow torch in the center, surrounded by yellow stars. The word "INDIANA" is written in yellow at the top. The bottom of the graphic shows the red and white stripes of the flag.

# Cont. Env/Ag/NR Issues

- ☐ SB0116 *Livestock and poultry care.*  
(Head) **PASSED**
- ☐ SB0127 *Underground storage tank  
corrective action.* (Gard, Tallian) **DIED**
- ☐ SB0208 *Solid waste management district  
funding.* (Gard) **DIED**
- ☐ SB0209 *Environmental issues.* (Gard,  
Tallian, Dvorak) **DIED**
- ☐ SB0282 *Storm water management.*  
(Charbonneau) **DIED**

A vertical graphic on the left side of the slide featuring the Indiana state flag. It shows a torch with a flame, surrounded by stars, with the word "INDIANA" written in a banner above the torch.

# 2010 Legislative Energy/Utility Issues

- ❑ **HB1094** *Net metering.* (Dvorak) **DIED**
- ❑ **HB1107** *IURC review of certain water rates.* (Battles) **DIED**
- ❑ **HB1261** *Agricultural biomass infrastructure grants.* (Friend) **PASSED**
- ❑ **HB1265** *Coal bed methane property.* (Battles) **STUDY COMMITTEE**
- ❑ **SB0115** *Eminent domain for carbon dioxide pipeline.* (Gard, Battles) **DIED**

A vertical graphic on the left side of the slide featuring the Indiana state flag. It shows a torch with a flame, surrounded by stars, and the word "INDIANA" at the top.

# Cont. Energy/Utility Issues

❑ **SB0186** *Transportation of radioactive materials.* (Wyss, Arnold, Tincher)

**PASSED**

❑ **SB0299** *Agricultural biomass infrastructure grants.* (Hershman, Grubb)

**DIED**

❑ **SB0313** *Net metering.* (Merritt) **DIED**



# *Indiana Energy Status*

The logo on the left side of the slide features a torch with a flame, set against a background of stars and stripes, reminiscent of the American flag. The word "INDIANA" is written in a banner above the torch.

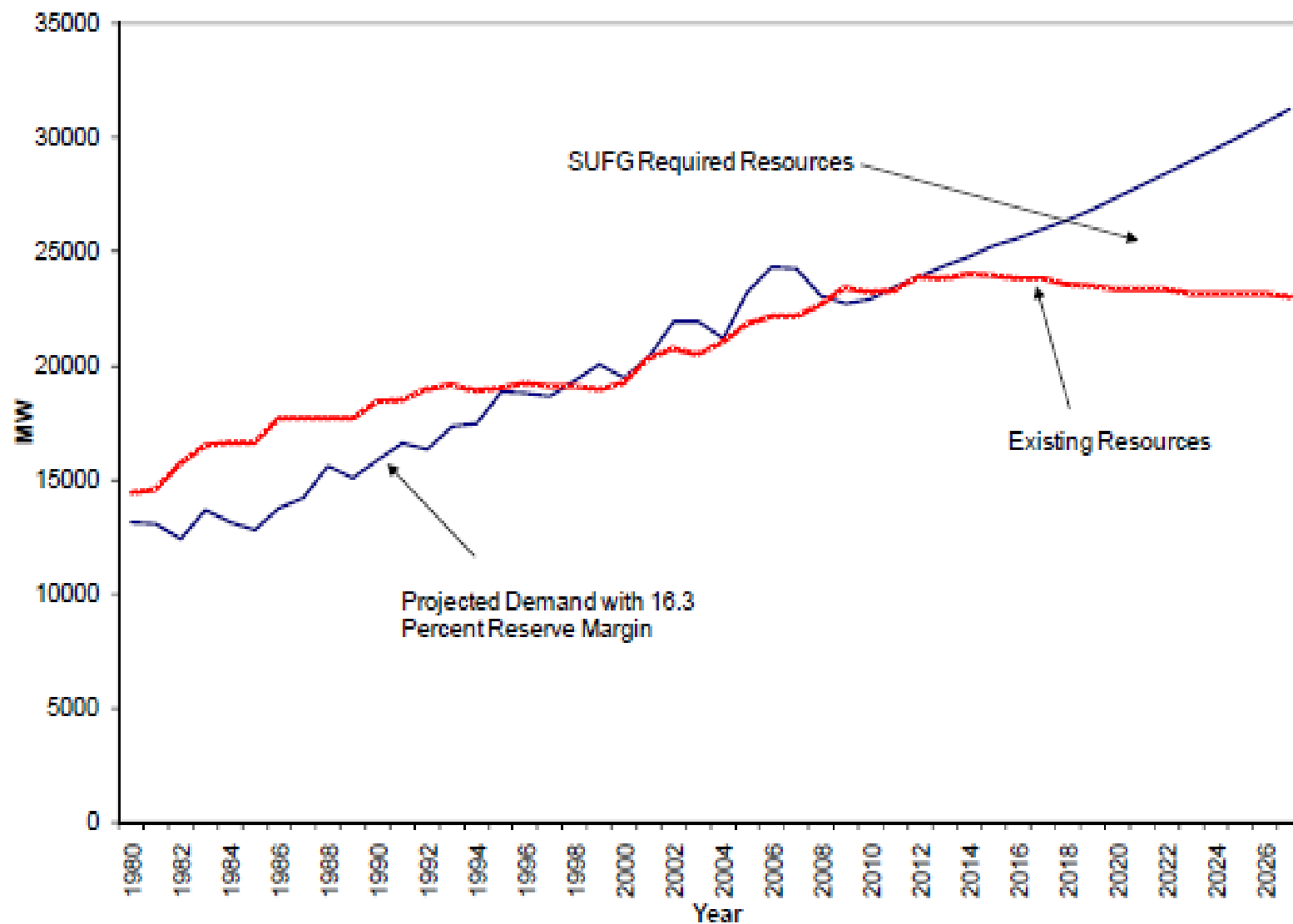
# SUFG Forecast Comparison

2007	2009
Need for new resources in next few years.	<b>Not</b> a need for significant resources in short term but will long term.
<b>2.46%</b> per year growth over 20 years.	<b>1.55%</b> per year growth over 20 years
Peak demand per year increase of <b>500MW</b>	Peak demand per year increase of <b>350MW</b>
<b>Significant</b> price increase thru 2012, then <b>leveling off</b> thru 2027.	<b>Significant</b> price increase thru 2013 then <b>drift up</b> thru 2029.





Figure 1-3. Indiana Total Demand and Supply in MW (SUG Base)

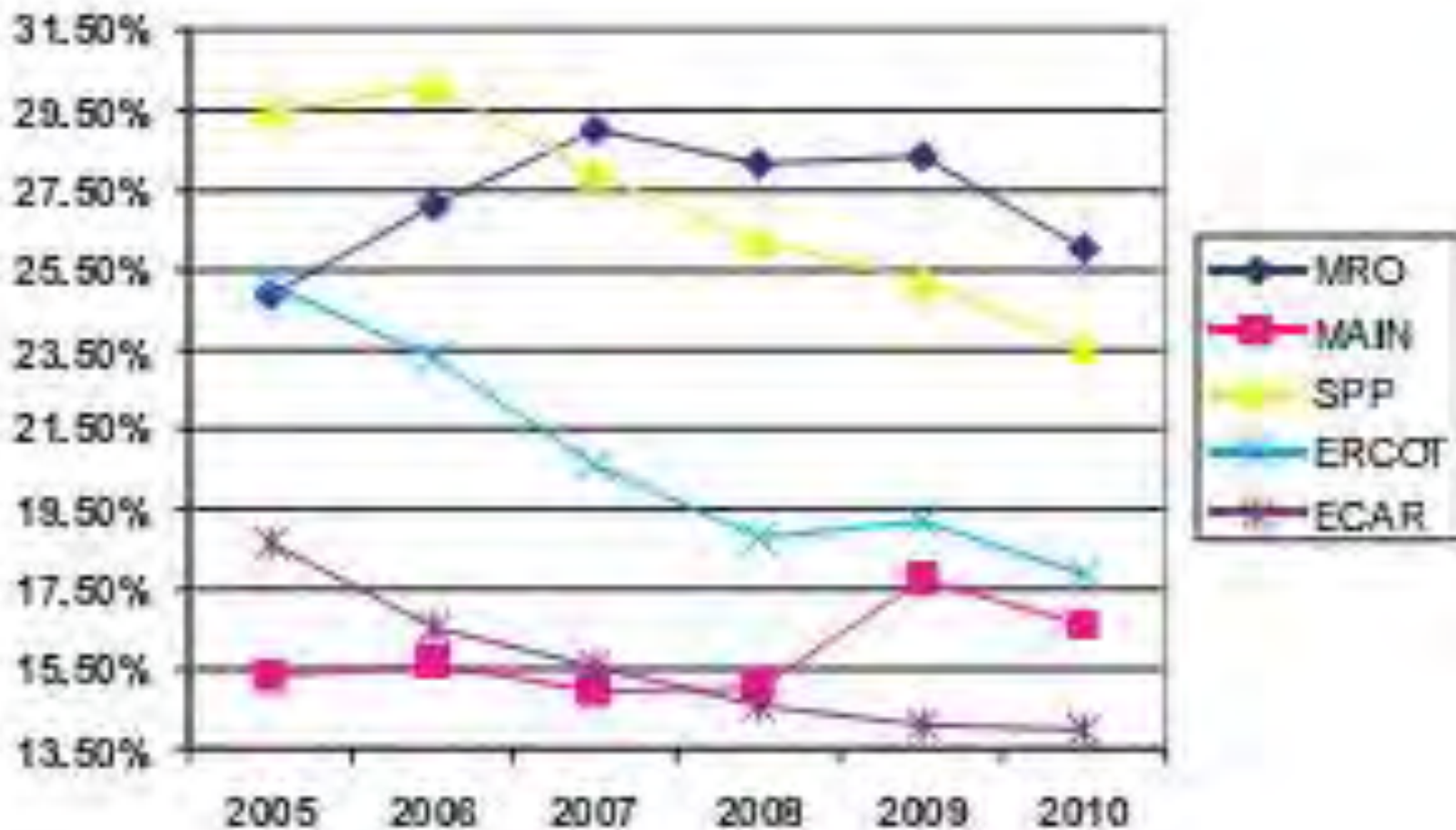




**United States  
Electricity Demand  
Will Increase by  
21% by 2030!**

**Worldwide – 50% in  
25 years!**

# Declining Reserve Margins



Source: Megawatt Daily, January 3, 2006



# Fuel Sources for New Resources

## ☐ Coal

- ☐ Environmental permitting, construction time

## ☐ Natural gas

- ☐ Fuel cost

## ☐ Nuclear

- ☐ Permitting, public opposition, \$\$; construction time

## ☐ Wind

- ☐ Limited resource, intermittent supply

## ☐ Solar

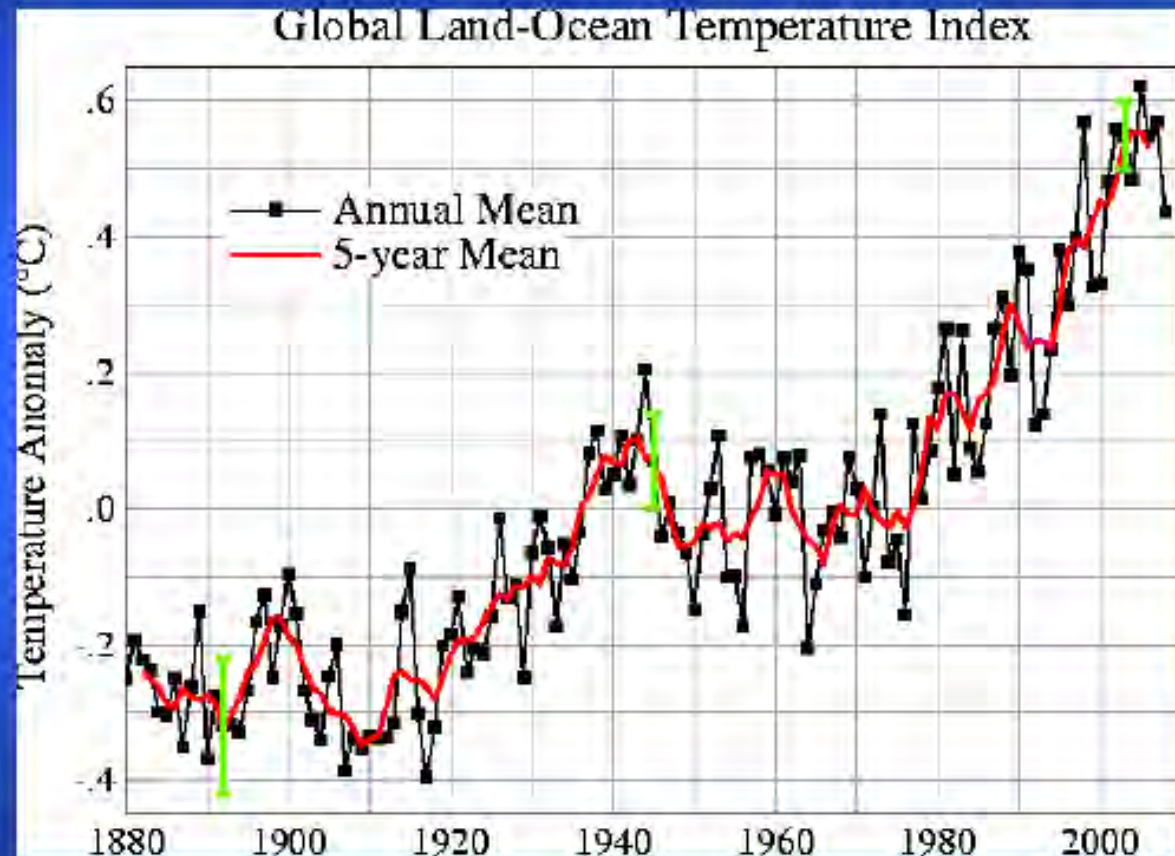
- ☐ Limited resource, cost, intermittent

## ☐ Biogas - Limited resource

## ☐ Geothermal/Ground-Based Heat Pump; Cost



# What Is Climate Change?

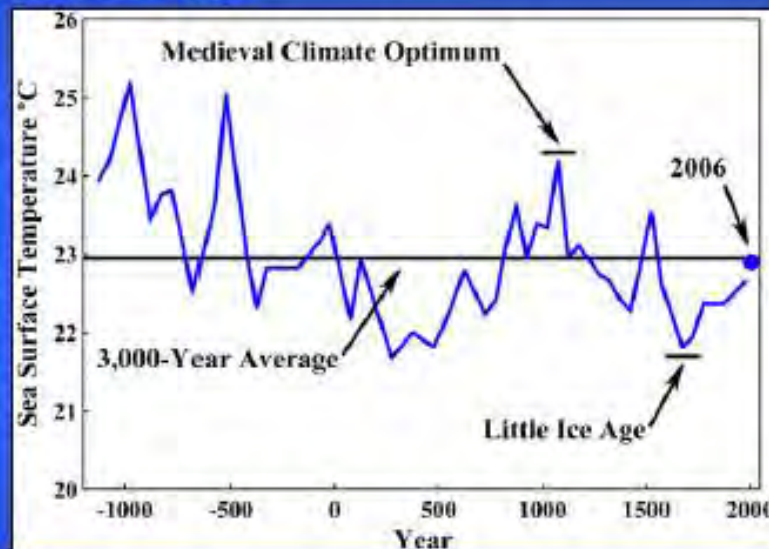




# What Is Climate Change?

Climate change has been happening for millions of years.

-Today, global temperatures have warmed back to levels of the "Medieval Warm Period," (A.D. 1000 to A.D. 1350).



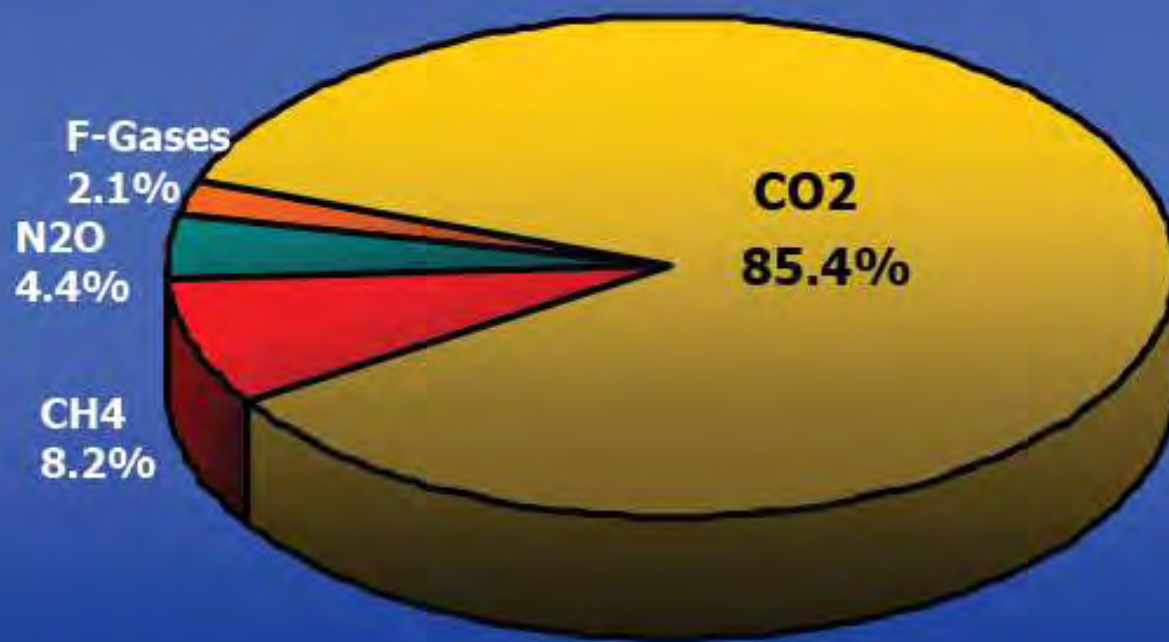
**"[T]he Earth was evidently coming out of a relatively cold period in the 1800s so that warming in the past century may be part of this natural recovery."**

- Dr. John R. Christy (leading climate and atmospheric science expert at the University of Alabama) -

Source: *The Heartland Institute, "Nature, Not Human Activity, Rules the Climate"*  
Keigwin, L.D. 1988. "The Little Ice Age and Medieval Warm Period in the Sargasso Sea." *Science* 274: 1504-1508.



# GHGs in U.S. by Gas Type



EPA, Inventory Of U.S. Greenhouse Gas Emissions And Sinks: 1990 – 2007, 2009

# Man-Made vs. Natural Impact\*

Man-Made  
GHGs

~5.53%

Naturally Occurring  
GHG's

~94.47%

## Natural Sources of GHG's

CO<sub>2</sub> (breathing, decay, forest fires, volcanoes) ~70%

Methane (wetlands, termites) ~6%

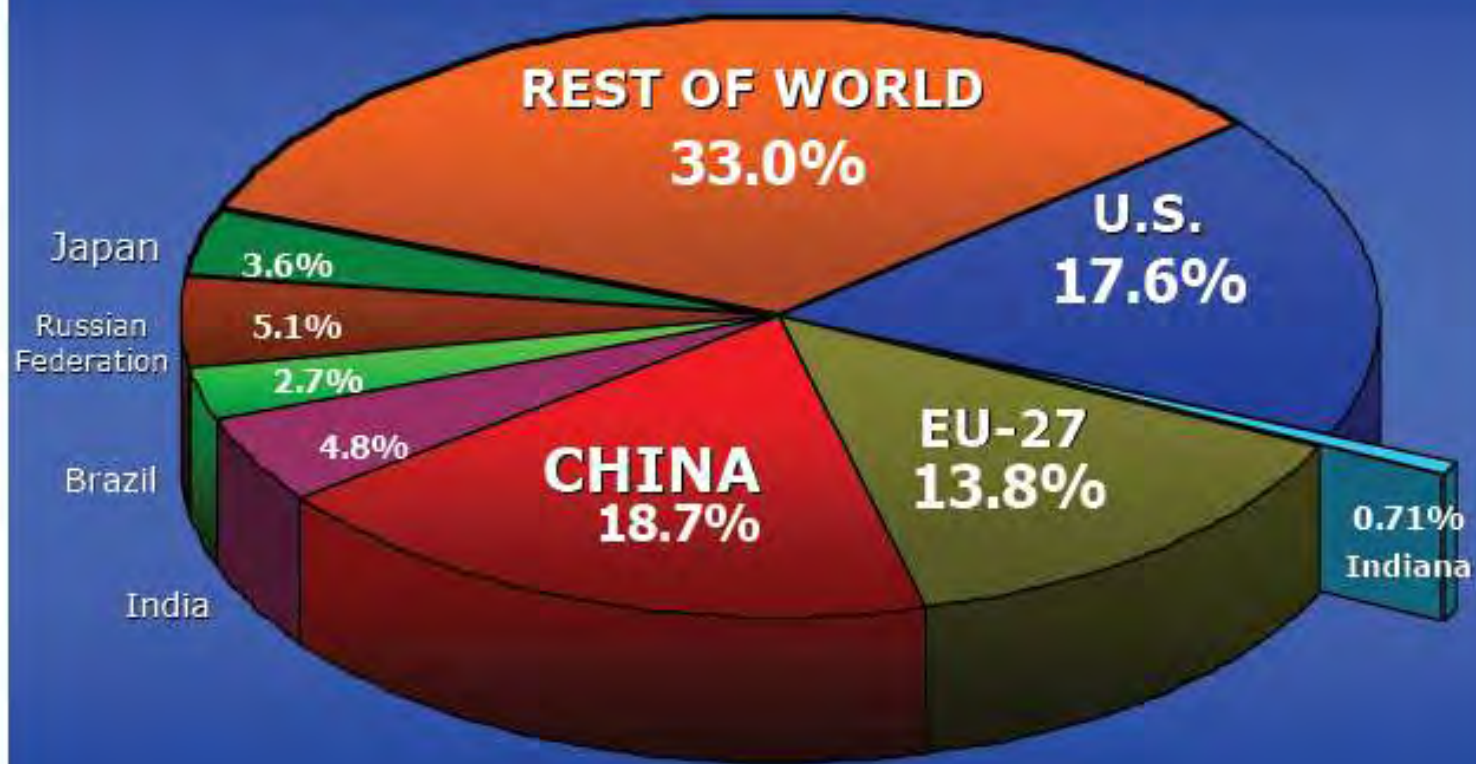
Nitrous Oxide (bacteria in tropical soils, ocean) ~17%

\*Excluding Water Vapor.

Source: US Energy Information Administration



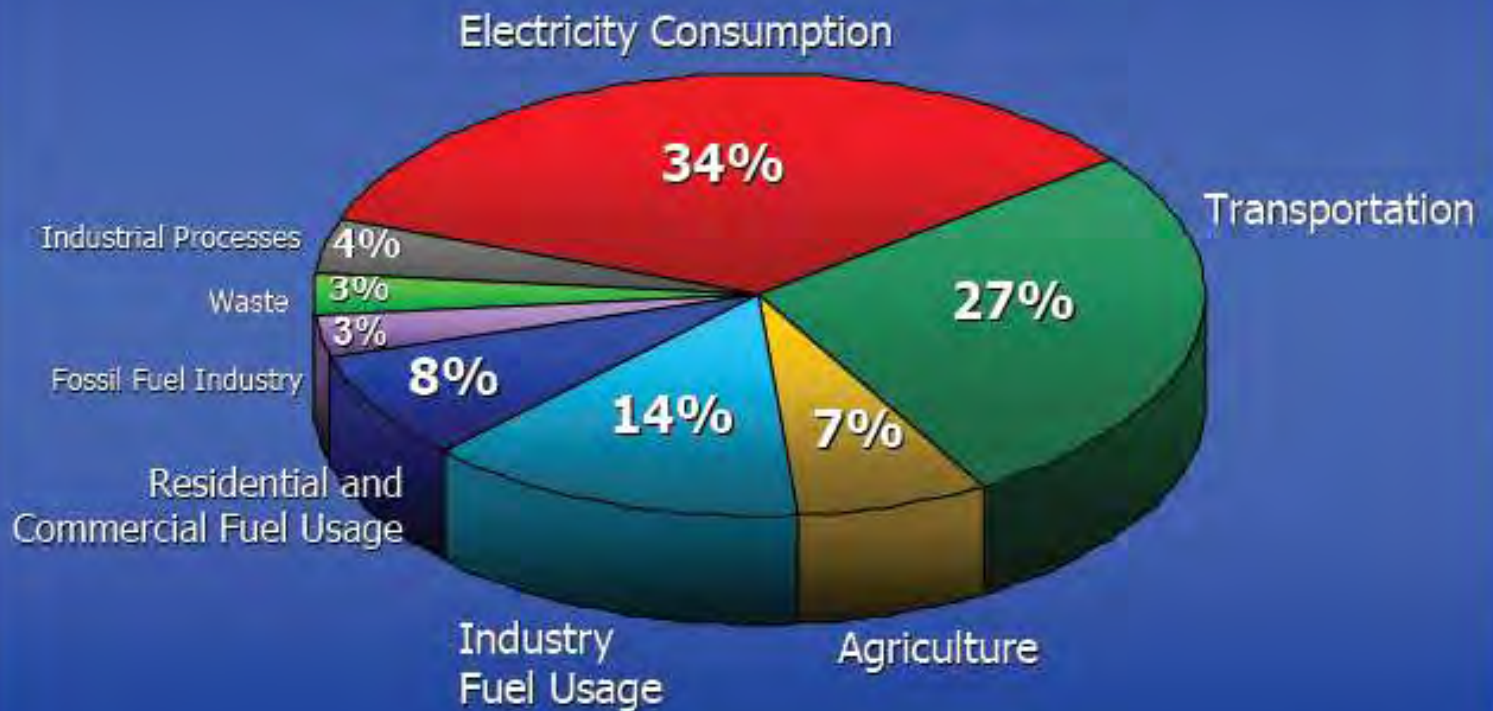
# Global GHG Emissions







# U.S. Greenhouse Gas Emissions By Sector



Source: EPA, 2005

A vertical graphic on the left side of the slide. It features a torch with a flame, surrounded by stars. The word "INDIANA" is written in a banner above the torch. The background of the graphic is blue with white stars, and the torch itself is orange and yellow.

## Why We Need A Global Solution

“In 2006, China added 90 gigawatts of coal fired power capacity—enough to emit over 500 million tons of CO<sub>2</sub> per year for 40 years; by comparison, the European Union’s entire Kyoto reduction commitment is 300 million tons of CO<sub>2</sub>.”

- Elizabeth Economy, Council on Foreign Relations testifying before the Senate Foreign Relations Committee on June 4, 2009

The Indiana state flag is partially visible on the left side of the slide. It features a blue field with a yellow torch in the center, surrounded by yellow stars. The word "INDIANA" is written in yellow at the top. The bottom of the flag shows red and white stripes.

# Indiana Chamber of Commerce Energy Leadership Elements

- A diversified fuel mix including clean coal technologies, natural gas, nuclear and renewable energy sources
- Investment in new energy technologies such as the fuel cell
- Assessment of our electric power infrastructure, including transmission and distribution capabilities





# Indiana Chamber of Commerce

## Energy Leadership Elements

- Sensible regulatory controls that promote the responsible building of new electric power stations
- Energy efficiency and conservation

